

2019 SCHOOL CLIMATE & CONNECTEDNESS SURVEY (SCCS)

**STEPS Partner Meeting
April 29, 2019**



**Jenni Lefing, jlefig@aasb.org
Claudia Plesa, cplesa@aasb.org**

Session Goals

- **Survey overview**
- **“Surface dive” into results**
- **Using this data**



School Climate

“The quality and character of school life; the foundation for learning and positive youth development.”

National School Climate Center



Why School Climate?

“ School Climate is probably the best predictor of whether a school will have high achievement across all grade levels”

*Clete Bulach,
University of West
Georgia*



**Student Achievement
Graduation Rates
Social & Emotional
Outcomes**

**Job Satisfaction
Staff Retention**






**Risk Behaviors
School Absences
School Violence**

About the Survey

- **2006: Developed in partnership with American Institutes for Research (AIR) & school districts.**
- **2017: Online interactive survey platform (Panorama Education)**
- **Student, Staff & Family Survey Options**
- **Validated National Tool- 2018**
- **Support pre, during, and post survey administration.**

Survey Topics

 Students Grades 3-5 and 6-12 (survey differs by grade band)*	 Staff*	 Family (new in 2018!)
<ul style="list-style-type: none"> • Respectful Climate • Caring Adults • Peer Climate • High Expectations • Student Involvement • Family and Community Involvement • School Safety • Cultural Connectedness <i>(grades 6-12)</i> • Community Support <i>(grades 6-12 only)</i> • Social and Emotional Learning • Observed Risk Behaviors <i>(grades 6-12 only)</i> • Caring Others <i>(grades 3-5 only)</i> 	<ul style="list-style-type: none"> • Student (Peer) Climate • Family and Community Involvement • School Leadership and Involvement • Staff Attitudes • Student Involvement • School Safety • Cultural Connectedness • Observed Student Risk Behaviors 	<ul style="list-style-type: none"> • Cultural Connectedness • Family and Community Involvement • Communication • Student Support at Home • Family Engagement at School • Opportunities for Involvement

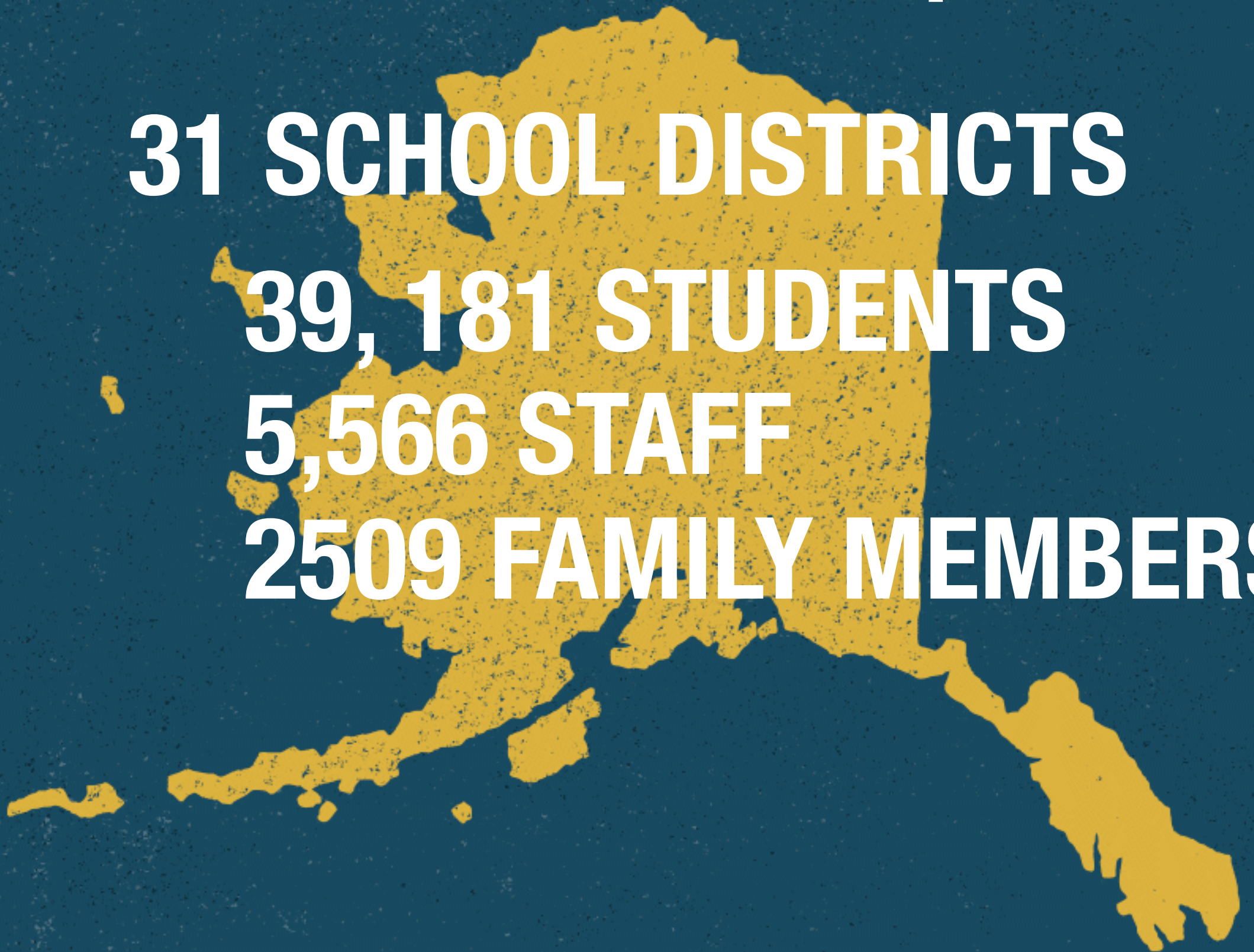
2019 Alaska Participation

31 SCHOOL DISTRICTS

39,181 STUDENTS

5,566 STAFF

2509 FAMILY MEMBERS



2019 STEPS Participation

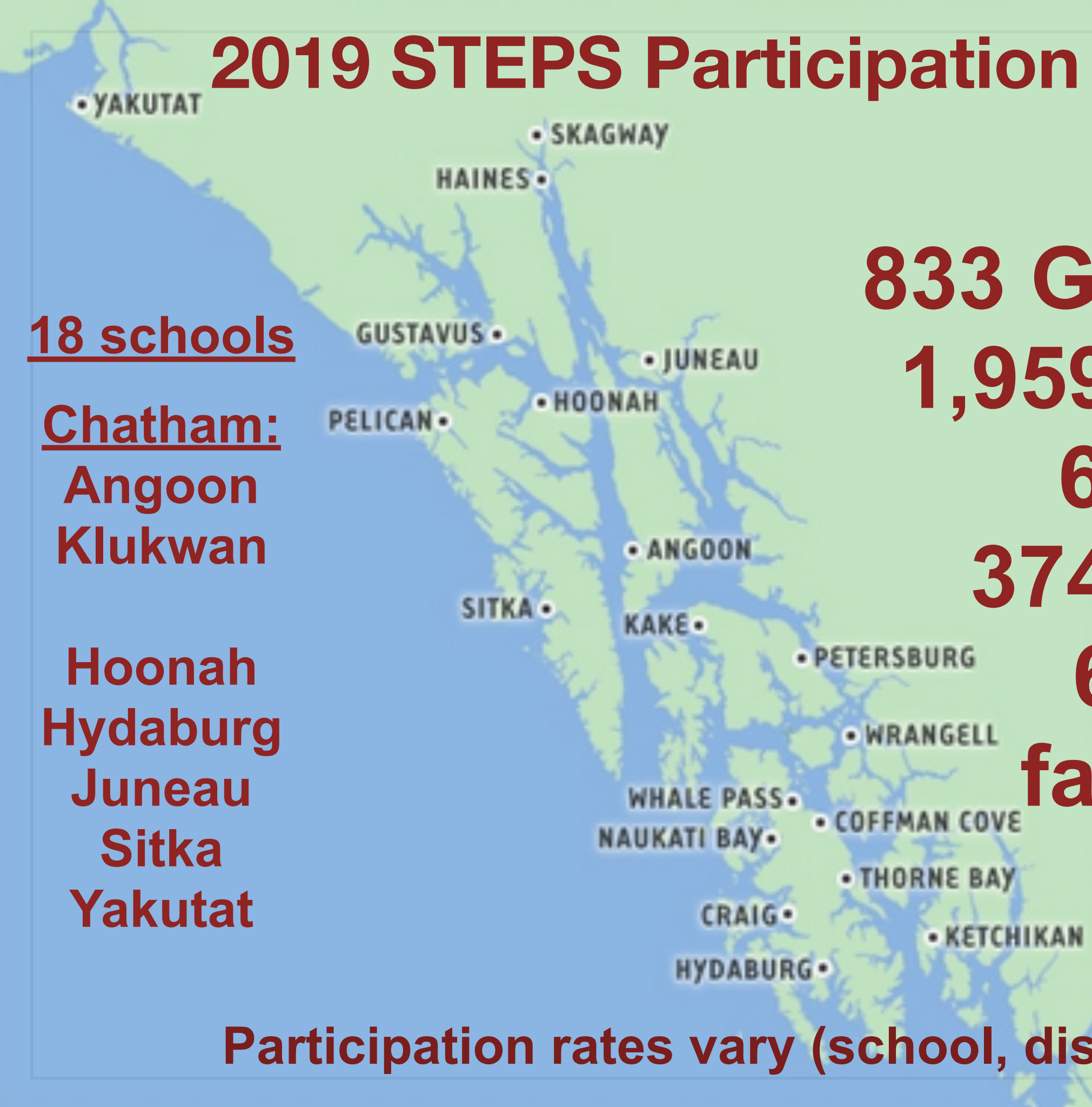
18 schools

Chatham:
Angoon
Klukwan

Hoonah
Hydaburg
Juneau
Sitka
Yakutat

833 Grade 3-5
1,959 Grade
6-12
374 staff
664
family

Participation rates vary (school, district)



STEPS Highlights

2019 baseline year for SCCS

Students:

3rd graders highest

6th graders highest &

10th graders lowest

Staff:

Administrator & Years in District

Family:

**Family Members of younger grades
(pre-k, k, 2)**

Results

Browse survey results for:



Participating Alaska
Districts



Juneau Borough School
District



13 Schools



Playbook

Explore resources for educators
to improve student outcome.



Response Rates

View the response rates for your
recent surveys.



Grant Program Summary

2019 School Climate & Connect...



Students



Teachers & Staff



Family Members



All Respondents

Topic

Percent Favorable ⓘ


Compared to Participating
Alaska Districts ⓘ

Change since last survey ⓘ

Cultural Connectedness


Family Members
2019 Family Survey

65%



0

0


Students
Grade 6-12 Student Surv...

47%




-2

▲ 2


Teachers & Staff
2019 Staff Survey

66%



-2

▼ 1



Family and Community Involvement


Family Members
2019 Family Survey

72%



-1

▲ 3
Greatest increase

Students
Grade 6-12 Student Surv...

61%



+1

▲ 4
Greatest increase

Teachers & Staff
2019 Staff Survey

68%



0

▲ 4
Greatest increase

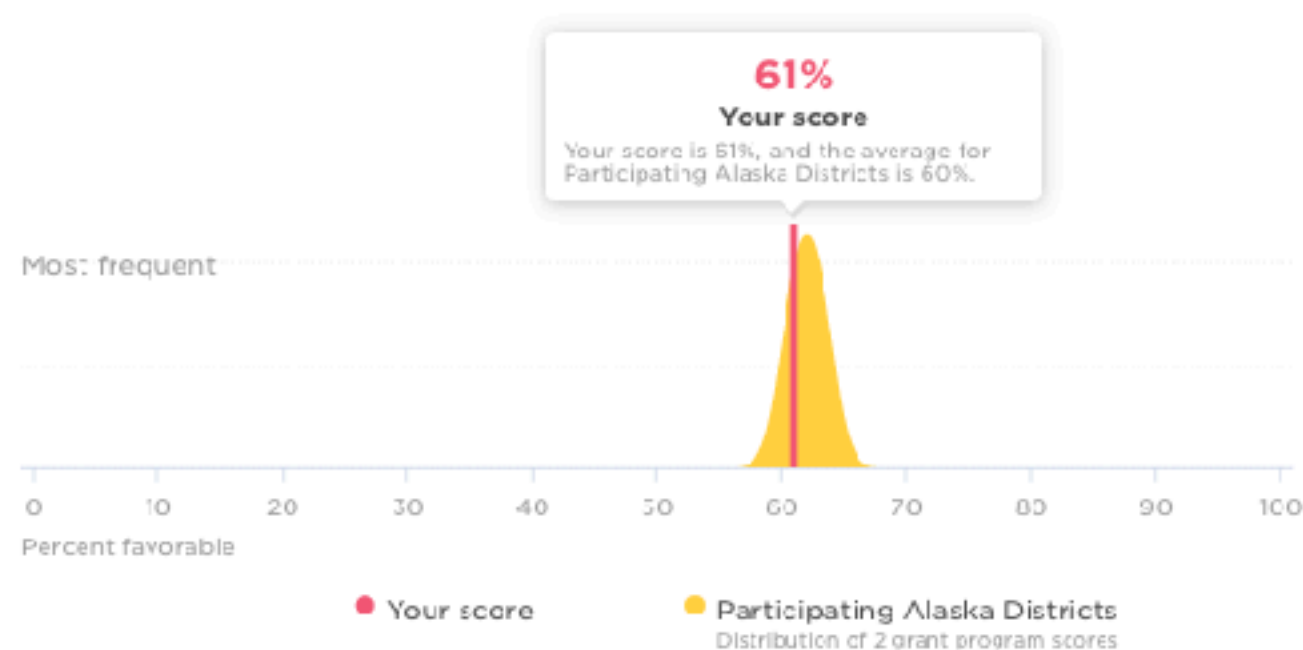

How have results changed over time?

Percent: Favorable



How do these results compare to benchmarks? ?

Your score vs. Participating Alaska Districts



How did different groups respond?

Group by

Results by group

Student Race/Ethnicity

Are you a

Student Grade Level

Grades Received

Alaska Native

56%

American Indian

45%

Asian

68%

How did students respond to each question?

Sorted by Survey order • First to last •

QUESTION

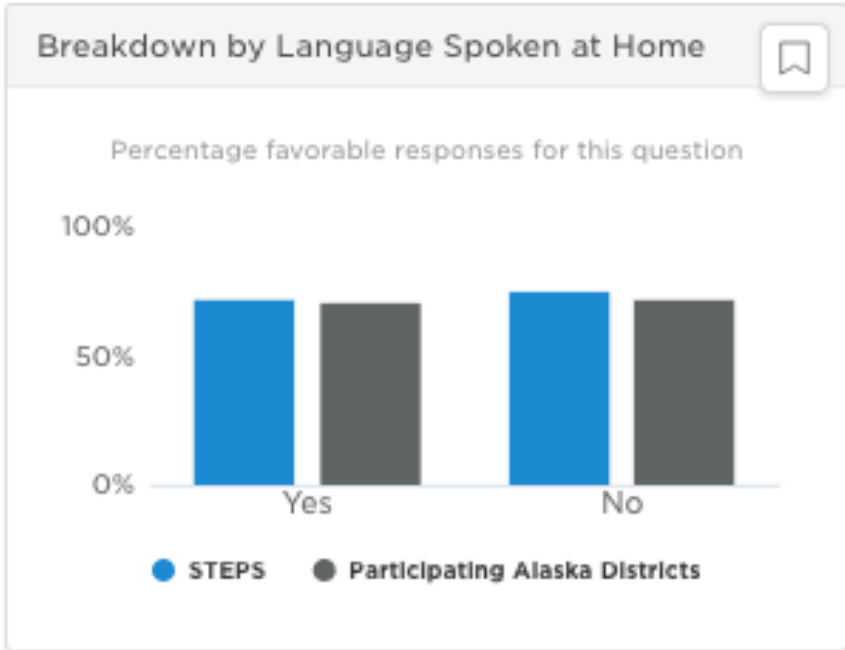
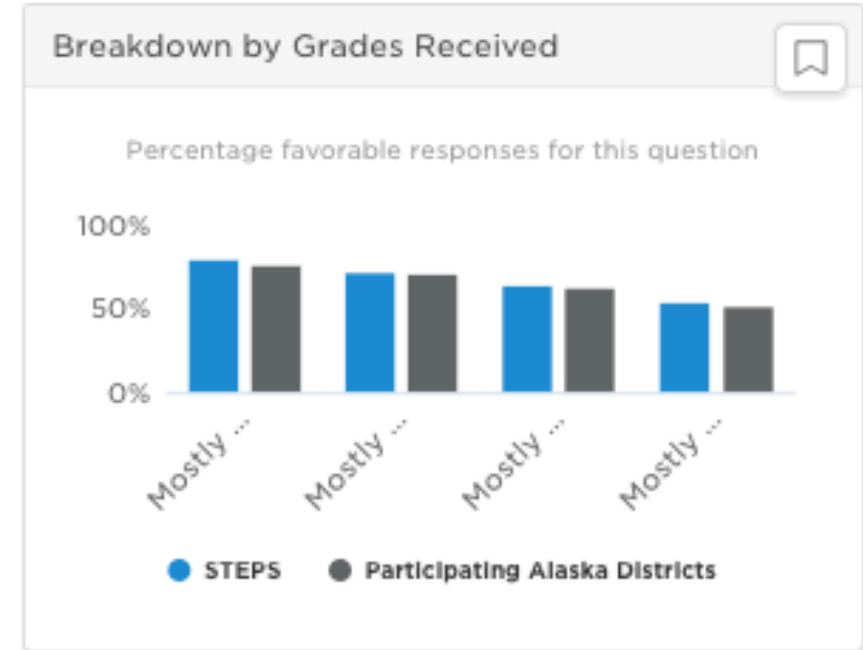
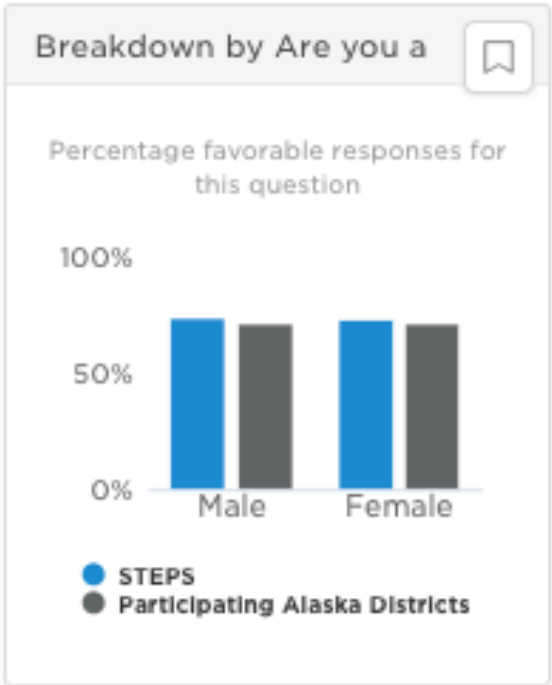
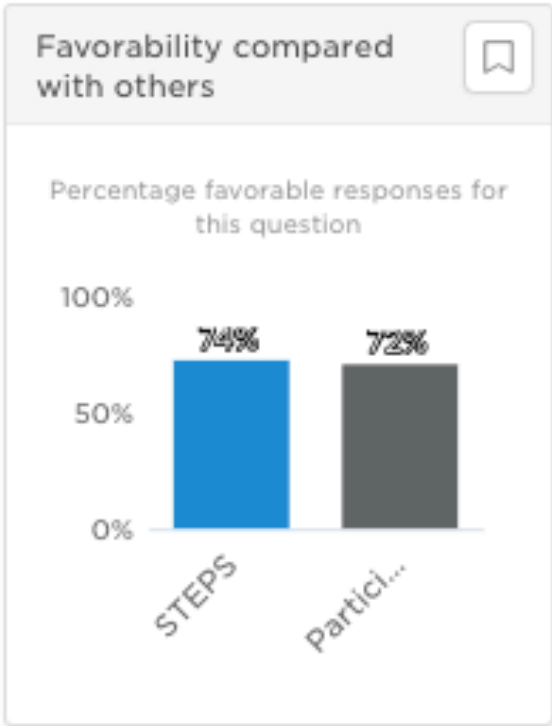
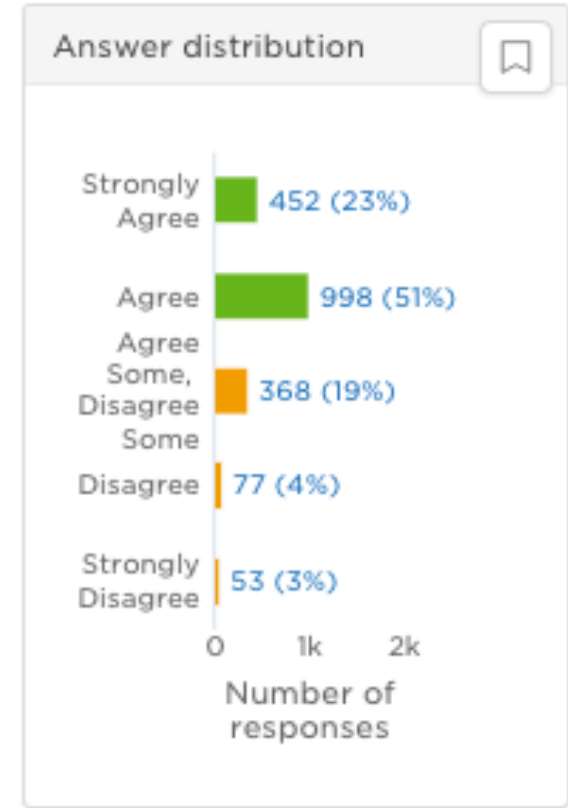
▼ This school is a welcoming place for families like mine.

74%

responded favorably

▲ 3

from 2018 School Climate & Connectedness Survey



A group of children, likely of Indigenous descent, are performing a traditional dance. They are wearing red long-sleeved shirts with a large black circular emblem on the chest, featuring a red stylized design and a border of white dots. They also wear black headbands with red and white patterns. Some children are holding long, light-colored feathered objects. In the background, a man in a white shirt and dark vest is visible, and a woman is partially seen. The setting appears to be an indoor space with a plain wall and a framed picture.

Exploring Your STEPS Neighborhood Results

STEPS PROFILE: 2019 SCHOOL CLIMATE & CONNECTEDNESS SURVEY



Students



Teachers & Staff



Family Members



All Respondents

Topic

Percent Favorable

Compared to Participating
Alaska Districts

Cultural Connectedness



Family Members
2019 Family Survey

65%



0



Students
Grade 6-12 Student Survey

47%



-2



Teachers & Staff
2019 Staff Survey

66%



-2

Family and Community Involvement



Family Members
2019 Family Survey

72%



-1



Students
Grade 6-12 Student Survey

61%




+1



Teachers & Staff
2019 Staff Survey

68%



0

REFLECT

1. What do you see ?

What stands out to you?

**2. What do you want to know
more about? What
questions do you have?**

Exploring Your District's Results

**Chatham (Angoon & Klukwan)
Hoonah
Hydaburg
Juneau
Sitka
Yakutat**

Recommended Next Steps

- 1. Attend SCCS Snapshot to do a deep dive (Tomorrow Afternoon).**
- 2. Connect with your survey coordinator (talk to Jenni).**
- 3. Continue to explore survey topic areas connected to your STEPS work.**
- 4. Explore resources (ex. Alaska Playbook)**