



**PANORAMA**  
EDUCATION

[LINK TO RECORDING](#)

AASB School Climate and Connectedness Survey: 2024-25 Survey

# Survey Coordinator Training

# Presenting Today

- **Kami Moore**  
[kmoore@aasb.org](mailto:kmoore@aasb.org)



# Today's Agenda

- The Alaska School Climate and Connectedness Survey
- Key Administration Details
- The Survey Taking Experience
- Next Steps

# The AASB School Climate and Connectedness Survey

# History & Overview (SCCS)

- **Survey Options:** Student, Staff & Family Survey
- **Support:** Technical assistance before, during, and after survey administration
- **2006:** Developed in partnership with American Institutes for Research (AIR) & school districts.
- **2017:** Online interactive survey platform (Panorama Education )
- **2025:** Survey overhaul (based on district/school feedback)

# Changes for 2025

**Continuous Quality Improvement:** Based on input from school district and schools.

- Reduced the number of topics and questions
- Updated answer choices to a 4 point scale.
- Student 3-5 safety scale improvements
- Added a category for Middle Eastern or North African to the demographic question
- Denominators on response rates

# Key Administration Details

# Key Administration Details

When are surveys being administered?	Who is participating in the surveys?
<p><b><u>January 27 - March 21, 2025</u></b></p> <ul style="list-style-type: none"><li>For <b>Students and Staff</b>, districts opt into one of two survey windows: <b>Jan 27 - Feb 21 or Feb 24 - Mar. 21</b></li><li>The Family Survey window is open to your district the <b>entire</b> two months of survey-taking. You should distribute your family survey link early.</li></ul>	<p><b><u>All Participating Districts</u></b></p> <p><b>Grades 6-12 Students</b> <i>Exceptions: any students whose parents /guardians have opted them out</i></p> <p><b>Staff</b> All teachers and staff who interact with students</p> <p><b>Families</b> <i>Open to all parents/families of students attending the school.</i></p> <p><b><u>Additional Survey Options</u></b></p> <p><b>Grades 3-5 students</b> <i>Exceptions: any students whose parents/guardians have opted them out.</i></p>



# Survey Timeline

January				
M	Tu	W	Th	F
		1	2	3
6	7	8	9	10
13	14	15	16	17
20	21	22	23	24
27	28	29	30	31

March				
M	Tu	W	Th	F
3	4	5	6	7
10	11	12	13	14
17	18	19	20	21
24	25	26	27	28
31				

February				
M	Tu	W	Th	F
3	4	5	6	7
10	11	12	13	14
17	18	19	20	21
24	25	26	27	28

April				
M	Tu	W	Th	F
	1	2	3	4
7	8	9	10	11
14	15	16	17	18
21	22	23	24	25
28	29	30		

## IMPORTANT DATES

- December and January** - Planning and communications outreach to teachers and students about upcoming survey
- January 27, 2025** - Staff and Student Survey window [1] opens; Family Survey window opens [All]
- February 21, 2025** - Survey window [1] closes
- February 24, 2025** - Staff and Student Survey window [2] opens
- March 21, 2025** - Survey window [2] closes; Family window closes [All]
- January 27 through March 21** - Support survey administration at your school. Review completion lists to ensure schoolwide participation
- April 2025** - Review survey results and take action within your districts and schools



Planning & Communications



Results Available



Survey Window (Group 1)



Survey Window (Group 2)

# Your Role as a Survey Coordinator

## District Coordinators

- **Primary liaison** between AASB & your district.
- **Confirm** participating schools, coordinators, and survey details.
- **Inform district staff** and school coordinators about survey.
- **Ensure** schools have their unique survey links (sent out in a master spreadsheet)
- **Support school coordinators** while carrying out their roles.
  - **Confirm survey proctors** are identified at each school (and are given survey proctor guide)
- **Build excitement** to help schools have a smooth survey administration.
- **Monitor response rates**

## School Coordinators

- **Inform school staff** about survey (staff meeting, emails, etc.)
- **Convey** importance of survey to school staff.
- **Identify** survey proctor(s) & provide **survey proctor guide**.
- **Ensure** respondents have the appropriate survey links
- **Schedule time** to prepare staff, consider using existing meetings to save time.
- **Build excitement** to help schools have a smooth survey administration.
- **Monitor response rates**



# AASB Student Feedback Surveys



## Student Climate & Connectedness Survey (3-5)

Students (3-5)

- Demographics
- Caring for Others (Grades 3-5)
- School Safety (Grades 3-5)
- Social and Emotional Learning (Grades 3-5)



### Demo Survey Links

- [Grades 3-5 Survey Link](#)



**PANORAMA**  
EDUCATION



association of  
**ALASKA**  
school boards

# AASB Student Feedback Surveys



## Student Climate & Connectedness Survey (6-12)

### Students (6-12)

- Demographics
- Student Involvement
- Respectful Climate
- School Safety and Peer Climate
- Connectedness/Belonging\*
- Family and Community Involvement
- Social and Emotional Learning
- High Expectations
- Caring Adults
- Community Support
- Cultural Connectedness



### Demo Survey Links

- [Grades 6-12 Survey Link](#)



**PANORAMA**  
EDUCATION



association of  
**ALASKA**  
school boards

# AASB Teacher & Staff Surveys



## Teacher and Staff Climate & Connectedness Survey

- Demographics
- Student Involvement
- District Leadership
- Family/School Partnership
- Cultural Connectedness
- School Leadership and Involvement
- Staff to Student Relationships
- Staff to Staff Relationships
- Trauma Engaged Schools



## Demo Survey Links

- [Staff Survey Link](#)



**PANORAMA**  
EDUCATION



association of  
**ALASKA**  
school boards

# AASB Family Surveys



## Family Climate & Connectedness

- Background Information
- School Safety
- School/Family Partnership
- Cultural Connectedness
- Student Support at Home

**Available Languages:** English, Spanish, Hmoob (Hmong), Faa-Samoa (Samoan), Wikang Tagalog (Tagalog)



**PANORAMA**  
EDUCATION



association of  
**ALASKA**  
school boards



## Demo Survey Links

- [Family Survey Link](#)

# The Survey Taking Experience



# How will **students** take the survey?

## TAKING THE SURVEY

- ❑ Students will take the survey during a predetermined class time. Choose a day when the majority of students are in school, but also provide options for make-up times. Use provided resources to proctor the survey.
- ❑ District and school coordinators will receive a unique school-based link via email. Each survey link is unique to each school and cannot be shared across schools.
- ❑ Student Survey links can be
  1. Pre-loaded onto student computers as a bookmark or homepage OR
  2. Students can type in the URL
- ❑ Once the survey is complete, respondents will hit the blue “**Submit**” button to enter their survey. If they do not hit the button, their responses will not be saved



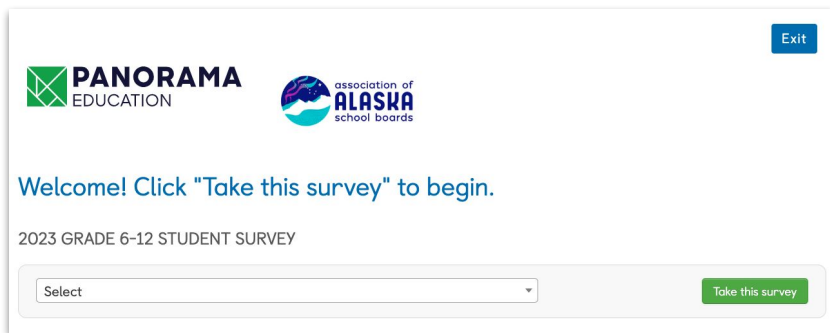
# How will **staff and family** take the survey?

## TAKING THE SURVEY

- ❑ Staff should take the survey while students take the survey, during a predetermined staff meeting or during another designated time to maximize participation.
- ❑ Districts and schools should give family members plenty of reminders and opportunities to take the survey. It's a best practice to have devices available for families and encourage families to take the survey during school events.
- ❑ District and school coordinators will receive unique school-based links for both families and staff via email. All survey links are unique to each school and cannot be shared across schools.
- ❑ Once the survey is complete, respondents will hit the blue **"Submit"** button to enter their survey. If they do not hit the button, their responses will not be saved

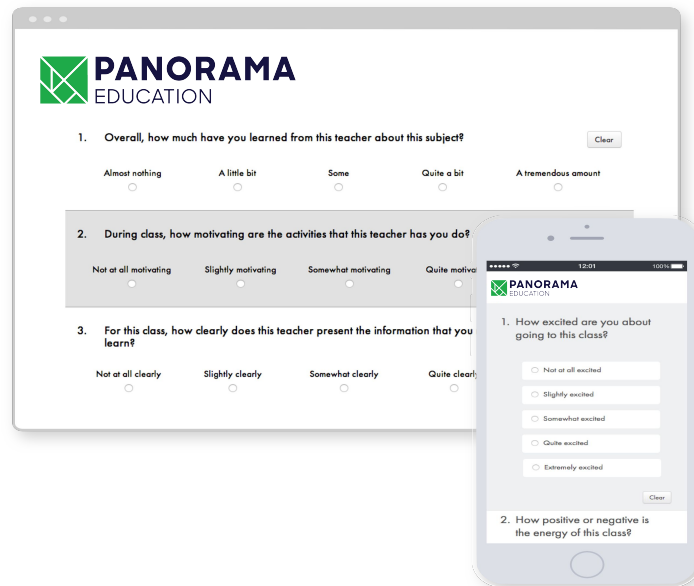
# Survey-Taking Experience

Access through unique school-based links



The screenshot shows the Panorama Education survey landing page. At the top left is the Panorama Education logo, and at the top right is the Association of Alaska School Boards logo. A blue "Exit" button is in the top right corner. The text "Welcome! Click 'Take this survey' to begin." is displayed. Below this is "2023 GRADE 6-12 STUDENT SURVEY". A dropdown menu labeled "Select" is on the left, and a green "Take this survey" button is on the right.

Any internet-connected device



The image shows two views of the Panorama Education survey interface. The background is a desktop view showing three survey questions with radio button response options. The foreground is a smartphone view showing the same survey questions, demonstrating the responsive design of the survey.


**Desktop View Questions:**

- Overall, how much have you learned from this teacher about this subject?  
Options: Almost nothing, A little bit, Some, Quite a bit, A tremendous amount
- During class, how motivating are the activities that this teacher has you do?  
Options: Not at all motivating, Slightly motivating, Somewhat motivating, Quite motivating
- For this class, how clearly does this teacher present the information that you learn?  
Options: Not at all clearly, Slightly clearly, Somewhat clearly, Quite clearly

**Smartphone View Questions:**

- How excited are you about going to this class?  
Options: Not at all excited, Slightly excited, Somewhat excited, Quite excited, Extremely excited
- How positive or negative is the energy of this class?

# Survey Completion Experience

- After respondents answer all questions, they need to hit 
- Respondents must complete individual surveys in a single sitting. Surveys do not auto-save.
- Once the submit button is clicked, respondents will see a thank you screen to confirm their completion.

and would like to provide more of a description, please use the space below.

Clear

76. In which year were you born?

1941-45	1946-50	1951-55	1956-60	1961-65	1966-70
<input type="radio"/>	<input type="radio"/>	<input type="radio"/>	<input type="radio"/>	<input type="radio"/>	<input type="radio"/>
1971-75	1976-80	1981-85	1986-90	1991-95	1996-2000
<input type="radio"/>	<input type="radio"/>	<input type="radio"/>	<input type="radio"/>	<input type="radio"/>	<input type="radio"/>

Clear

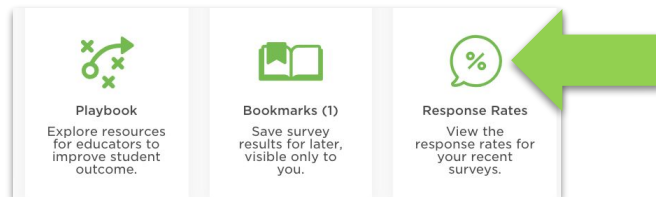
Submit



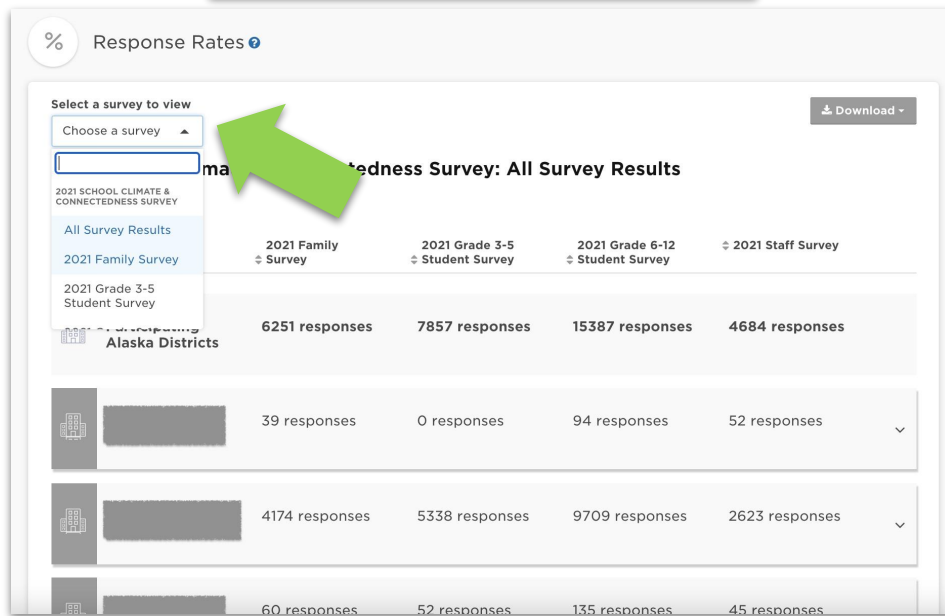
Thanks for taking our survey!

# How Do I Track Response Rates?

Below are brief descriptions of how to track student response rates. Once surveys open, you can log in to access the response rates at [secure.panoramaed.com/aasb](https://secure.panoramaed.com/aasb); you'll receive an email inviting you to do so before the survey begins!



Use the **Response Rates Dashboard** to track how many students, staff, and families have completed the survey online.



# Survey Coordinator Resources



**Survey Coordinator  
Resource Website**



**Survey Coordinator  
Shared Google Drive**



# Frequently Asked Questions

- **How much time should we budget for student, staff and family surveys?**

The survey will take students approximately 10-15 minutes to complete, but we recommend budgeting around 30 minutes to account for students with varying reading levels, reading the proctor instructions, troubleshooting any technology issues, etc.

- **Are survey responses saved partway through the survey?**

Responses are saved when the blue submit button is selected. Otherwise, respondents will have to start over if they exit out of the survey window before submitting.

- **What if someone submitted a survey or a browser crashed before surveys were completed?**

If the “Thank you” screen did not appear, the respondent should retake the survey.

- **What devices can surveys be taken on?**

Panorama surveys can be taken on any device with an internet browser, including laptops, Chromebooks, tablets, and smartphones.

- **What accommodations should we give students to take this survey?**

We recommend giving students the same accommodations they would have in the classroom and/or for any standardized testing. At a minimum, teachers should provide the same accommodations for students with IEPs or English Language Learners that they are eligible for when taking state or district assessments.

- **What should I consider when finding time for my school to take the survey?**

Consider what other events may be going on in the school (e.g. testing, assemblies). Consider where students will take their online survey - they may take their surveys in class if there are enough devices in the classroom to accommodate them, but you may need to schedule time in the computer lab as well.

# Next Steps

# Next Steps

- Let your community know that surveys are coming!
- Determine your plan for when and how students, families and staff will complete the survey.
- Make sure your technology is ready in your district! Connect with an **IT/technology coordinator** and share [the Technology Checklist](#)
- Explore the [2025 SCCS Resource Center](#) (sample parent/guardian letter, family survey strategies, and more)
- Once the survey launches, encourage and track participation to ensure high participation across respondent groups.
- Reach out to [sccs@asab.org](mailto:sccs@asab.org) with any additional questions!





# Thank You!

**AASB SCCS Team for General Questions**

[SCCS@AASB.org](mailto:SCCS@AASB.org)

**Panorama Support Desk for Technical Questions**

[support+aasb@panoramaed.com](mailto:support+aasb@panoramaed.com)