

ADF&G HUNTER EDUCATION & NASP

Ginamaria Smith, Program Coordinator



HIT PROGRAM OVERVIEW



- **Certification Courses**


- Hunter Education
- Bow/Rifle Education
- Muzzleloader Education
- Crossbow Education

- **Outreach Programs**

- **National Archery in the Schools Program (NASP)**
 - Becoming an Outdoors Woman (BOW)
 - National Archery in the Schools Program (NASP)
 - Youth Shotgun League
 - Outdoor Youth Boys Camp and Storage
 - Hunting Clinics

- **Rabbit Creek Shooting Park-Anchorage**

Importance of Hunting & Fishing



HUNTER EDUCATION

- Firearms Safety
- Wildlife Conservation
- Respect for natural resources, landowners, and other hunters



Alaska Hunter Ed Student Certifications=35,222

HUNTER EDUCATION


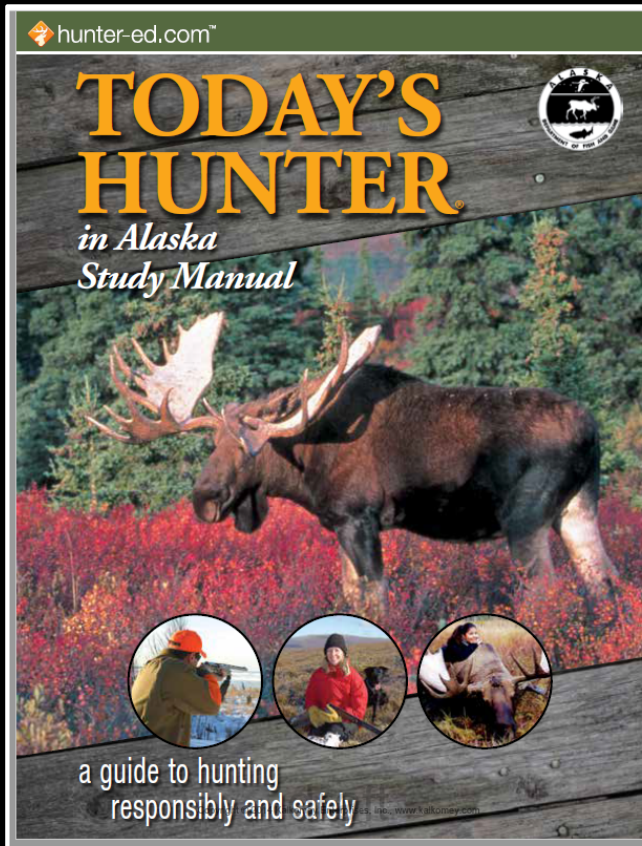
Instructor-led course

- Study manual + workbook
- 4-hours classroom review
- Non-functional firearms handling activity
- Proficiency shoot
- Field course
- Written test

Online course + field day

- Online study + written test
- 2-hours classroom review
- Non-functional firearms handling activity
- Proficiency shoot
- Field course

WORKBOOK



Copyright © 2014 Kalkomev Enterprises, Inc., www.kalkomev.com

WORKBOOK

What is a Firearm?

Basic Parts of a Firearm

13. What are the three basic groups of parts in a modern firearm?

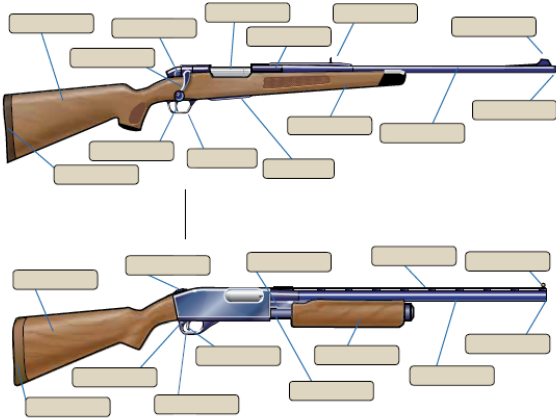
- i. _____
- ii. _____
- iii. _____

Parts of a Bolt-Action Rifle

14. Label the parts of a bolt-action rifle in the diagram below. If necessary, use the hints on the previous page.

Parts of a Pump-Action Shotgun

15. Label the parts of a pump-action shotgun in the diagram below. If necessary, use the hints on the previous page.



Basic Hunting Skills

Planning and Preparation

1. Name four steps to take to prepare for a hunt.

- i. _____
- ii. _____
- iii. _____
- iv. _____

Know Your Quarry

2. Why is it important to know your quarry? _____

Animal Characteristics

3. What are the four basic characteristics used to identify game?

- i. _____
- ii. _____
- iii. _____
- iv. _____

Hunting Strategies

4. Name four of the six basic hunting strategies.

- i. _____
- ii. _____
- iii. _____
- iv. _____

5. What color should you wear while hunting to avoid being mistaken for game by other hunters? _____



Caution: On quartering-toward shots, a light bullet may deflect off the shoulder bones of large game such as elk, moose, and bears. Be sure to use a firearm and ammunition adequate for the game you hunt and the angle of shot you might select.

Safely Carrying Firearms in the Field

1. Name the three rules that apply to all carrying methods in the field.

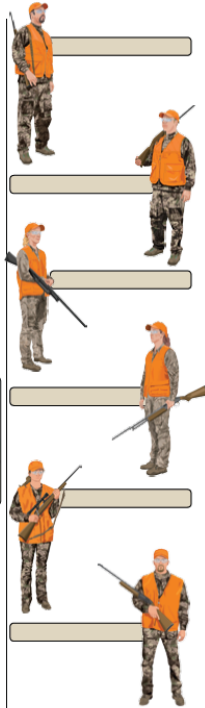
- i. _____
- ii. _____
- iii. _____

2. List the four primary rules of firearm safety.

- i. _____
- ii. _____
- iii. _____
- iv. _____

Proper Field Carries

3. Label the carry methods shown at the right. If necessary, use the hints on the previous page.



Selecting the Right Carry When Hunting With Others

4. Carry selection is based primarily on what two factors?

- i. _____
- ii. _____

5. Place an X on the box next to each unsafe carry method illustrated below.



Using Firearms at the Shooting Range

6. What should you do at the shooting range anytime other shooters move downrange or beyond the firing line? _____

7. What should you do if you hear the call for a "cease fire"? _____

ONLINE COURSE

Alaska Online Hunter Sa x + v

hunter-ed.com/alaska

SharePoint Class Schedules WinfoNet HIT Program Online Sign-up Google Online Hunter Ed Online Bow Ed Online Crossbow Ed Range and

Alaska Hunter Ed Course Study Guide Lost Your Card? FAQs Register Log In

Official Alaska Hunter Safety Course Online

Take this Alaska-approved course to complete your online hunter safety education.

Sign Up For Free →

pay only when you pass, unlimited exam attempts

Do you need Alaska Hunting education?

Anyone born after Jan. 1, 1986, who hunts in certain areas in Alaska needs education.

Get hunter certified in 3 steps.

- 1 Study and pass the \$15.00 online course.
- 2 Finish any other requirements.
- 3 Get ready to go hunting!

[Study Guide](#)

[Alaska Field Day](#)

[Alaska Hunting Laws and Regulations](#)

[Alaska Hunting License](#)

[Replacing Lost Cards](#)

Support

Alaska Department of Fish & Game
Hunter Information and Training Program

JOHN F SMITH
Certification # : AK043928
DOB : 1984-10-10

Classifications:
5/3/1996 Basic Hunter

Certified Student
Lifetime Card

ALASKA DEPARTMENT OF FISH & GAME
HUNTER INFORMATION AND TRAINING PROGRAM

ALASKA HUNTING
LICENSE

INHERUSA
INTEGRATED HUNTER EDUCATION
REQUIREMENTS

[Hunter-ed.com/alaska](https://hunter-ed.com/alaska)

ONLINE COURSE

- **Unit 1: Introduction to Hunter Education**
- **Unit 2: Know Your Firearm Equipment**
- **Unit 3: Basic Shooting Skills**
- **Unit 4: Basic Hunting Skills**
- **Unit 5: Be a Safe Hunter**
- **Unit 6: Be a Responsible and Ethical Hunter**
- **Unit 7: Preparation and Survival Skills**
- **Unit 8: Understanding Wildlife**

The Four Primary Rules of Firearm Safety

1. Always control the muzzle of your firearm.
Keep it pointed in a safe direction at all times.




2. Keep your finger off the trigger until ready to shoot.
This is the best way to prevent an accidental discharge.



3. Treat every firearm as if it were loaded, and keep it unloaded until ready to fire.



4. Know your target and what is in front of it and beyond it.
Know the identifying features of the game you hunt. Make sure you have an adequate backstop—don't shoot at a flat, hard surface or water.



Hunter-ed.com/alaska

ONLINE COURSE

**HOW A BOLT-ACTION
RIFLE FIRES**

Hunter-ed.com/alaska

ONLINE COURSE

[View Entire Course Outline](#)



What Is a Zone-of-Fire?

The area in which a hunter can shoot safely is referred to as a zone-of-fire. Before setting off in a group, hunters should agree on the zone-of-fire each person will cover. A zone-of-fire depends on many factors, including the hunter's shooting ability, the game being hunted, the hunting environment, and the hunting strategy being used. A hunter's zone-of-fire changes with every step. This is particularly true of groups hunting birds, rabbits, or other small game.

For safety purposes, it's best to have no more than three hunters in a group. For new hunters, two is a safer number until they become familiar with maintaining a proper zone-of-fire.

Remember...

A hunter's zone-of-fire changes with every step. It's important to remain alert and aware of your companions' locations at all times.

[Unit 5 of 8](#) [Topic 5 of 9](#) [Page 1 of 3](#)

[← Previous](#)

[Back to the Study Guide Index](#)

[Next →](#)

Hunter-ed.com/alaska



ONLINE COURSE

GUN CLEANING

Hunter-ed.com/alaska

SHOOTING PROFICIENCY



- **.22 rifles or air pellet guns**
- **All materials provided by HIT Program**
 - firearms**
 - ammunition**
 - targets**

FIELD COURSE

- Skill scenarios designed with practical hunting situations that one may encounter in the field
- Add in scenarios based on your location

Scenarios covered:

- Vehicles
- Crossing obstacles
- Road hunting
- Unidentified target
- Horizons or skylined animals
- Water safety
- Line of fire
- Vital zones
- Distance judging
- Knowledge of regulations



WHO CAN BE A VOLUNTEER INSTRUCTOR?

- Teachers
- Principals
- School Aids
- Parents
- Community Members



WHY BECOME A VOLUNTEER INSTRUCTOR?

- Help develop safe Alaskan hunters
- Pass on hunting heritage
- Encourage participation in wildlife conservation
- Know the needs of your community



HOW TO BECOME A VOLUNTEER HUNTER EDUCATION INSTRUCTOR



Complete application form—ADF&G website



Get a background check



Attend an instructor training



Work with ADF&G staff to schedule a Hunter Education class

INSTRUCTOR TRAININGS

➤ Anchorage

October 25/26, 2019

February 28/29, 2020

➤ Fairbanks

February 7/8, 2020

➤ Juneau

November 8/9, 2019

➤ Any Interested Community



COSTS PAID BY HIT PROGRAM

- Interested Persons Report and Fish & Wildlife Violations Report -\$20 (reimbursed by HIT Program)
- Instructor training-Airfare, hotel, rental car, mileage, and per diem
- Travel to teach a remote hunter ed class
- All course materials (firearms, teaching kits, ammo)



QUESTIONS ABOUT HUNTER EDUCATION?





NATIONAL ARCHERY IN THE SCHOOLS PROGRAM



WHAT IS NASP?

- **Nationwide youth archery program developed in 2002**
- **Focuses on archery for 4th-12th graders**
- **Archery is a sport that nearly everyone can be successful at regardless of age, gender, size, or physical abilities.**

https://www.youtube.com/watch?time_continue=4&v=b556tsKPg1Y



NASP PROMOTES:

- Self-confidence & discipline
- Team work
- Physical fitness
- Participation in archery
- Improved classroom performance
- Reduction of school dropout rates





ALASKA NASP



- Administered by ADF&G
- Provides free training for teachers to become Basic Archery Instructors (BAI)
- Assists with equipment purchases and grant opportunities
- Hosts an annual virtual tournament
 - allows every student participating in NASP the chance to compete without the time and expense of leaving their own gym



ALASKA NASP

- 2018-19 school year, NASP offered in 246 schools
- 35 school teachers certified as Basic Archery Instructors



Southeast Island School District and Bethel Schools took 1st place and 3rd place respectively in the High School Division at the 2018 NASP Western National IBO 3D Challenge.

HOW TO BRING NASP INTO YOUR COMMUNITY SCHOOL



Have your Principal fill-out the School Agreement Form



Work with the ADF&G NASP Coordinator to purchase equipment for your school



Set-up a training date to get yourself and other staff at your school trained as Basic Archery Instructors (BAI)



Run NASP during the school day and watch your students get excited about archery!

ARCHERY CURRICULUM



- Units of Study written by Education, Conservation, and Target archery experts
- Meets state and national educational standards
- Units designed for inclusion in a school's Physical Education curriculum
- Can also be taught in history, language, art, and life skills classes

TEACHER TRAINING

- Basic Archery Instructor (BAI)
- Developed so teachers could be certified to present NASP lessons which are safe for students and the facility
- To date, more than 90,000 people have been certified by NASP
- Don't need to know anything about archery



UNIVERSAL FIT

- NASP archery equipment is highly standardized
- Safe
- Durable
- Economical
- Universal fit for all students





ADDITIONAL NASP BENEFITS

➤ "On Target for Life" Program-

-Intended to recognize and celebrate the many people involved with the 2.23 million NASP students each year

➤ Academic Archer Program-

-Designed as an incentive and recognition format to recognize and promote academic achievements among NASP students

➤ Scholarships

-Distributed at National Tournaments



QUESTIONS ABOUT NASP?

Contact 267-2534 or email
dfg.dwc.hit.nasp@alaska.gov



ADF&G HIT PROGRAM



www.huntereducation.alaska.gov